# SCEP125H

## SMD POWER INDUCTORS

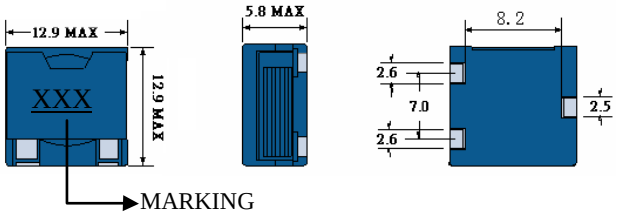


● Features
1 Excellent Power Density
2 Engineered to Provide High Efficiency

## ELECTRICAL CHARACTERISTICS

| Part NumSer | Inductance (uH) (1) | Test Frequency | DC Resistance (Ω MAX) (2) | Saturation Current (3) (A) | Temperature Current (4) (A) |
|---|---|---|---|---|---|
| SCEP125H-1R0 | 1.0 | 100KHZ | 2.5m | 20.0 | 20.0 |
| SCEP125H-1R8 | 1.8 | 100KHZ | 3.8m | 15.3 | 13.0 |
| SCEP125H-2R8 | 2.8 | 100KHZ | 5.4m | 12.3 | 12.2 |
| SCEP125H-4R0 | 4.0 | 100KHZ | 8.0m | 10.3 | 11.8 |
| SCEP125H-5R6 | 5.6 | 100KHZ | 11.4m | 8.80 | 9.80 |
| SCEP125H-7R2 | 7.2 | 100KHZ | 13.5m | 7.80 | 8.80 |

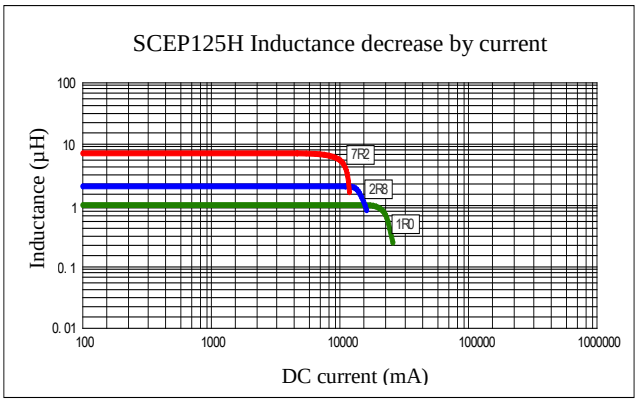


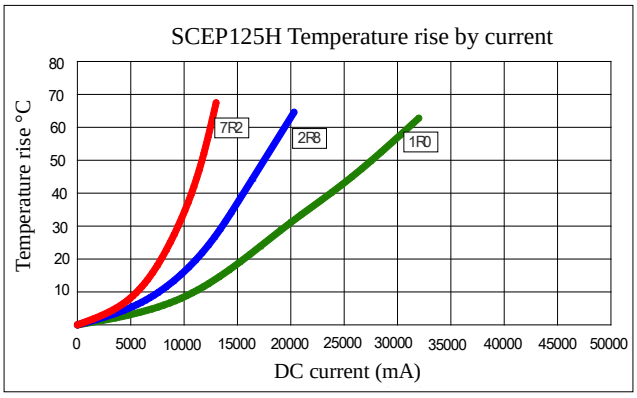


(1). Inductance tolerance ±20% tested at 0.25V, 0ADC and 25℃
(2). DCR measured at 25℃.
(3). The DC current at which the inductance decreases by 25% from its initial value.
(4). The DC current that results in a 40℃ temperature rise from 25℃ambient.

**Click here for QUANTITY PER REEL & PACKING INFORMATION**

**Custom versions available upon request.**

© 2019 Signal Transformer –Specification subject to change without notice. 12.19

signal TRANSFORMER a bel group
belfuse.com/signal
128 Atlantic Avenue, Lynbrook, NY 11563
Toll Free 866-239-5777 • Tel 516-239-5777 • Fax 516-239-7208
Sales@signaltransformer.com • techhelp@signaltransformer.com